

# 2016 CIVIL REGISTRATION REPORT

## BIRTH

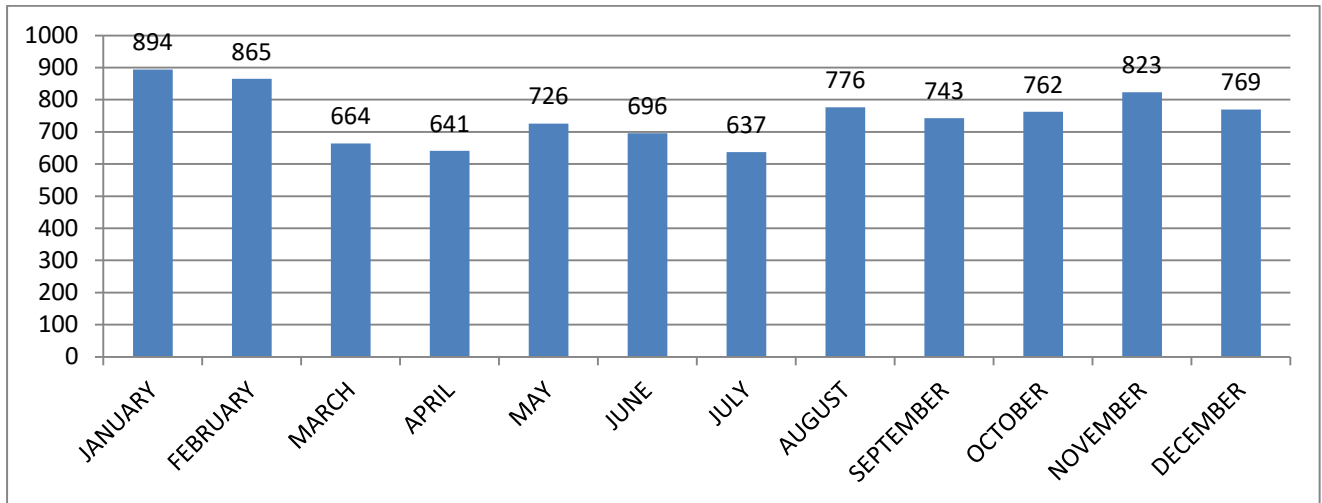


Figure 1: Monthly Birth registrations for year 2016

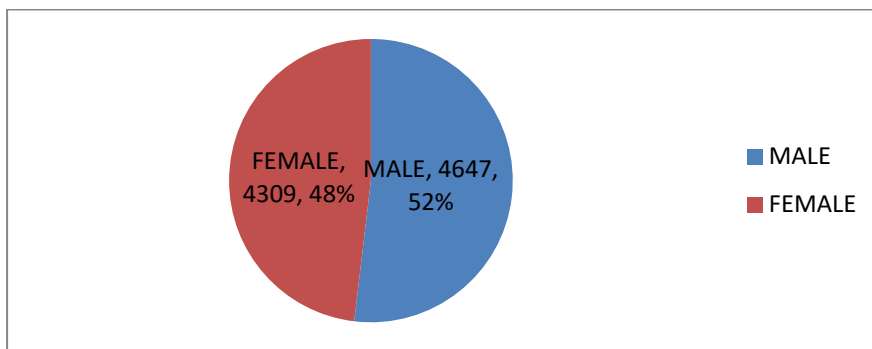


Figure 2: Summary of Birth Registration for year 2016 by Gender

MONTH	MALE	FEMALE	COUNT
JANUARY	461	433	894
FEBRUARY	438	427	865
MARCH	345	319	664
APRIL	299	342	641
MAY	407	319	726
JUNE	367	329	696
JULY	308	329	637
AUGUST	401	373	776
SEPTEMBER	403	340	743
OCTOBER	407	355	762
NOVEMBER	430	393	823
DECEMBER	392	377	769
<b>TOTAL</b>	<b>4647</b>	<b>4309</b>	<b>9,032</b>

Table 1. Registrations by Gender

Note: status – Timely Registrations are birth registrations within 30 days of reglementary period from the date of Birth; Delayed – beyond reglementary period.

# **DEATH**

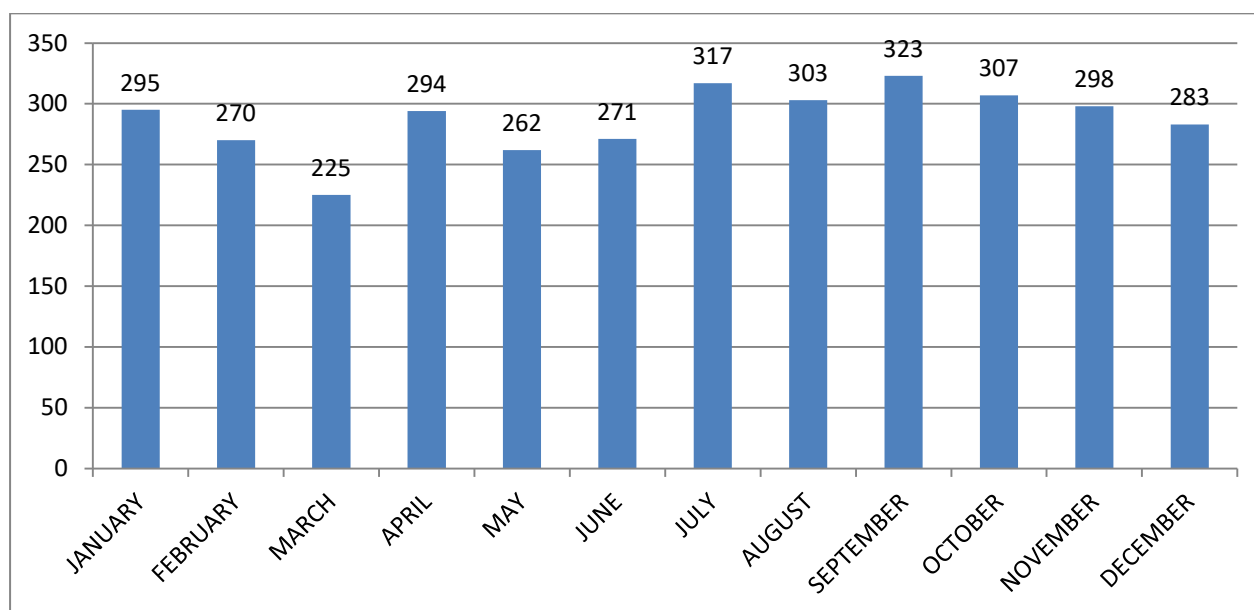


Figure 3: Monthly Death Registrations for year 2016

<b>MONTH</b>	<b>COUNT</b>
JANUARY	295
FEBRUARY	270
MARCH	225
APRIL	294
MAY	262
JUNE	271
JULY	317
AUGUST	303
SEPTEMBER	323
OCTOBER	307
NOVEMBER	298
DECEMBER	283
<b>TOTAL</b>	<b>3,429</b>

Table 2. Death Registrations

# MARRIAGE

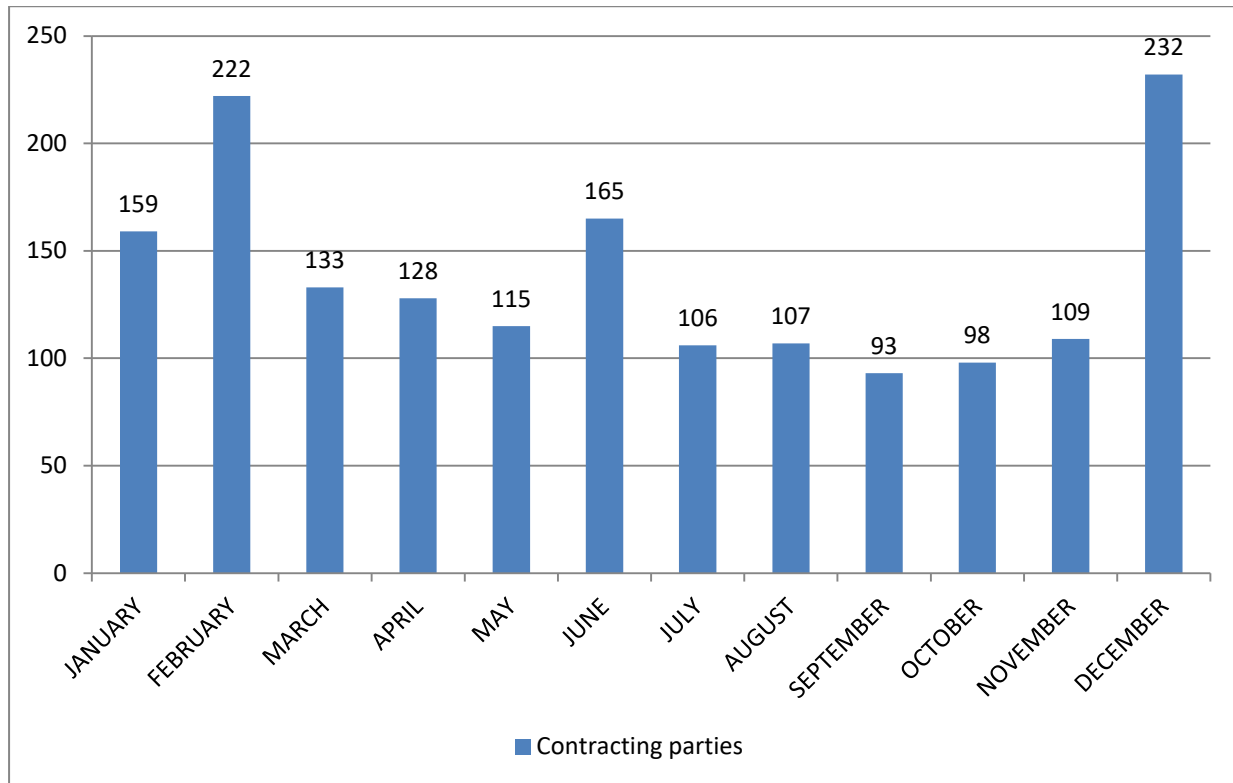


Figure 4: Monthly Marriage registrations for year 2016

MONTH	Contracting parties
JANUARY	159
FEBRUARY	222
MARCH	133
APRIL	128
MAY	115
JUNE	165
JULY	106
AUGUST	107
SEPTEMBER	93
OCTOBER	98
NOVEMBER	109
DECEMBER	232
<b>TOTAL</b>	<b>1,667</b>

Table 3. Total Number of Marriage Registrations for year 2016 per month